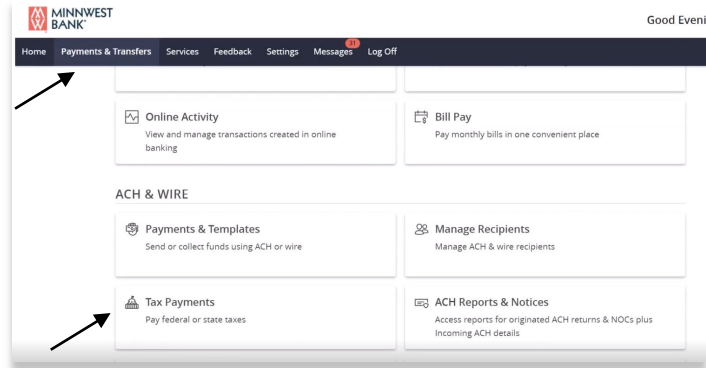


# Tax Payments

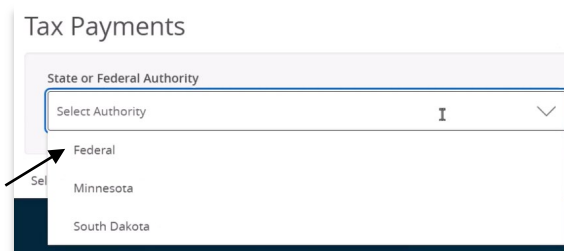


Select the 'Payments & Transfers' menu and then select 'Tax Payments'.



## Federal Tax Payments

1. Select 'Federal' in the 'State or Federal Authority' drop down menu.
2. Select the desired tax form listed on the screen.
3. Complete all required fields in the form.
4. Review the information on the screen for accuracy and then select 'Approve' to authorize the payment or 'Draft' to initiate.



Questions? Please contact Minnwest Bank toll-free at 1-866-752-8135.

## State Tax Payments

1. Select the corresponding state from the 'State or Federal Authority' drop down menu.
2. Follow steps 2-4 in the section above.

Tax Payments

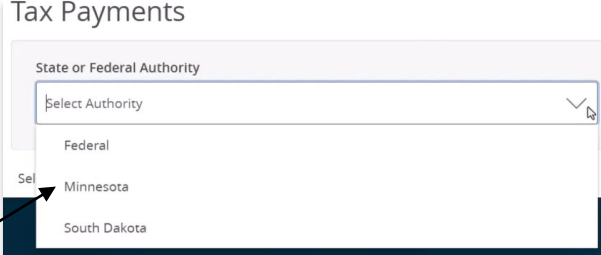
State or Federal Authority

Select Authority

Federal

Minnesota

South Dakota



Questions? Please contact Minnwest Bank toll-free at 1-866-752-8135.